

You Yangs Regional Park Kurrajong Mountain Bike Area



This trail network has been constructed and maintained by Parks Victoria and a number of dedicated volunteers. If you find any damage or have comments on the trails please email: youyangsrecreation@parks.vic.gov.au

For further information please contact the Parks Victoria Information Centre on 13 1963 or visit the Park Office.



Distance:
4.5km

Junction Track

A diverse trail linking the Stockyards and Kurrajong areas, this track has a number of dirt jumps, rock gardens and flowing earth berms, suitable to be ridden in both directions this track provides a challenging climb when heading from Kurrajong to Stockyards. The northern section includes flowing earth berms and boardwalks through open Eucalypt woodlands.



Distance:
3.5km

Chainsaw Track

This trail starts with a fun 4X4 style single track providing a great introduction to dirt jumps and larger earth berms, whilst the lower sections include grade appropriate dirt jumps and berms to maintain the fun factor. Best ridden east to west, this track provides an extension to Plantation and Lumberjack Tracks while providing a more challenging riding experience.



Distance:
7.5km

Plantation Track

A long fast track winding through the plantation with a few optional obstacles located along the track to negotiate. Along with Lumberjack Track this trail makes for an ideal beginner ride.



Distance:
5.0km

Lumberjack Track

This fast, windy single track is perfect for beginners but still tight enough for experienced riders looking to improve their speed and skills. This track is a great place to start your ride, from the Sandy Creek Road Carpark, the Park Office or Kurrajong Picnic Area.



Pump Like Tom

A pump track is a laboratory for non-pedal propulsion: A loop of rollers and berms that can be ridden without turning the cranks. The workout is total, the speed is real and the possibilities are endless.

Where to Ride





Two areas of the You Yangs Regional Park have been set aside for bike riders, the Stockyards Area and the Kurrajong Plantation. A bike track links these two areas on the north side of the park. See map for the location of these areas.

Outside of these areas bike riders can ride on Great Circle Drive and Turntable Drive. Great Circle Drive is a 12km scenic loop taking you clockwise around the park. Turntable Drive is a sealed 3km one way loop providing access to all major picnic areas. Both roads have steep sections and are open to all vehicles.




Mountain bikes are not permitted in the Western Plantation (horse riding area) or on management vehicle tracks and walking tracks.

The Mountain Bike Track network at the You Yangs has been developed by Parks Victoria in conjunction with loyal volunteers. Please respect and adhere to the riding areas provided and be courteous to other riders and park visitors. This is a great park for all users.

Trail Grading

-  Easy
-  More difficult
-  Very Difficult
-  Extremely Difficult

Trail Warnings

-  Caution
-  Extreme Caution
-  Wrong Way

Emergency Information

Emergency Markers are located throughout the park. In the case of an emergency call **000** and quote the nearest emergency marker number eg. YR106. Parks Victoria Rangers may need to be notified to assist in opening gates to ensure rapid emergency response. To contact a Ranger call 13 1963 or mobile 0408 512 580.



IMBA rules of the trail

The way we ride today shapes the mountain bike trail access for tomorrow. So your part to preserve and enhance the sport's access and image by observing the following rules of the trail, formulated by the International Mountain Bicycling Association.

These rules are recognised around the world as the standard code of conduct for mountain bikers. IMBA's mission is to promote mountain biking that is environmentally sound and socially responsible.

1. Ride on open trails only

Respect trail and road closures (ask if uncertain) and avoid trespassing on private land. The way you ride will influence trail management decisions and policies.

2. Leave no trace

Be sensate to the dirt beneath you. Recognise the different types of soils and trail construction and practise low-impact cycling. Wet and muddy trails are more vulnerable to damage. When the trail bed is soft, consider other riding options.

3. Control your bike

Inattention for even a second can cause problems. Ride within your ability. Skidding only damages the trail and is a sign of loss of control.

4. Always give way

Let your fellow trail users know your coming. A friendly greeting or bell is considerate and works well, don't startle others. Show respect when passing by slowing to a walking pace or even stopping.

5. Never scare animals

All animals are startled by unannounced approach, a sudden movement, or a loud noise. This can be dangerous for you, others and the animals. Do not disturb flora and fauna. Be aware of snakes.

6. Plan ahead

Know your equipment, your ability and the area in which you are riding – and prepare accordingly. Always wear a helmet and appropriate safety gear.

7. Do your bit

Keep your bike clean. Help keep trails clear by picking up sticks and reporting larger maintenance issues. Join in track maintenance field days.

Kurrajong Mountain Bike Area
You Yangs Regional Park